

ज्ञान, विज्ञान आणि सुसंस्कार यांसाठी शिक्षण प्रसार

- शिक्षण महर्षी डॉ. बापूजी साळुंखे

श्री स्वामी विवेकानंद शिक्षण संस्था, कोल्हापूर, संचलित

दत्ताजीराव कदम आर्ट्स, सायन्स अँड कॉमर्स कॉलेज, इचलकरंजी.

ता. हातकणंगले जि. कोल्हापूर - ४९६ ११५

फोन नं. (०२३०) २४२०४९२, फॅक्स - (०२३०) २४२४५५५

ज्यु. कॉ. सांकेतिक क्र. जे २३.०६.००९

(शिवाजी विद्यापीठ, कोल्हापूर निरंतर संलग्नित - ऑफि/टी-२/५०४९, दि. १०/७/१९९९)

नॅक मानांकन - "अ" श्रेणी

● ई-मेल : dkasccollege@gmail.com, ich38.cl@unishivaji.ac.in ● Website : www.dkasc.ac.in

संस्थापक, संकल्पक :	अध्यक्ष :	कार्याध्यक्ष :	सेक्रेटरी :	प्राचार्य :
शिक्षणमहर्षी डॉ. बापूजी साळुंखे	मा. चंद्रकांत (दादा) पाटील महसूल राज्य मंत्री, महाराष्ट्र राज्य	प्राचार्य अभयकुमार साळुंखे एम. ए.	प्राचार्या सौ. शुभांगी गावडे एम. एस्सी., बी. एड.	डॉ. आर. आर. कुंभार एम. एस्सी., एम्. फील., पीएच्. डी.

Criteria-I: Curricular Aspects

Key Indicator 1.4 Feedback System

Feedback Analysis 2018-19

Effectiveness of Teaching Learning Process, administration, library, Sports facilities, etc. was evaluated using feedback obtained from different stakeholders. Online structured feedback is collected from Students, teachers and alumni through college website. The feedback is based on five point scale. After analyzing the feedback, necessary actions are taken. It serves as an important source of information for development and enhancement of the institution.

About curriculum

The curriculum is well structured, systematic and reflecting predefined outcomes. 97% students and 70 % teachers are agreeing with the same, while 99 % alumni gave excellent / very good rating in relation to their current job / occupation and the courses that they have learnt in the college. Enough teaching materials and teaching aids to teach curriculum is available; have opined by 87% students, alumni and teachers are satisfied with that. More than 97% students are satisfied with the fact that adequate knowledge was gained during course of study.

More than 97% students and 64 % teachers are satisfied that the designed curriculum helps to obtain employment and creates an interest to pursue post graduation/Research. The teachers are advised to cater professional knowledge in curriculum so that it will be helpful in job seeking process.

About library

The prescribed books and periodicals are available in the library in sufficient numbers; 92% students agree with the same. The Librarian is advised to make available the books as per the requirement. More than 97 % alumni are satisfied with the Furnishings, Spaciousness and cleanliness of Classrooms, Laboratories and Library.

About Teachers

Teachers were sincere, punctual and well prepared in delivering lectures and conducting practical; 95% students and alumni are agreeing with the same. More than 89 % students and 97 % alumni reported that modern teaching aids such as YouTube videos (NPTEL lectures etc.), Google Classroom, Power Point Presentations, etc. were used by the teachers. All the teachers are advised to cope up with ICT technology. More than 95% students have agreed that teachers periodically assess students by conducting various modes of assessments. In case of lacunas in assessment the HODs are informed accordingly. More than 95 % students and alumni agreed that teacher's attitude towards the students was friendly, helpful and motivating; assists to participate in co- curricular and extracurricular activities. Almost all students agreed that Curriculum not only helps to obtain employment opportunities but also creates an interest to pursue post graduation/Research.

About College Administration

Majority students responded positively regarding the work of NCC, NSS, Examination, Career Guidance, Competitive Examination and Placement Cells. According to 93 % students well-furnished spacious laboratories and classrooms are available with good internet facility. More than 88% students are satisfied with teacher motivation regarding co-curricular and extra-curricular activities. More than 89 % students and 96 % alumni are satisfied Facilities such as Internet, clean and sufficient drinking water, clean toilets and washroom, well equipped gymkhana.

Sr. No.	Stakeholders	Page No.	Details
1	Students	1-13	View
2	Teachers	14-17	View
3	Alumni	18-22	View

Student feedback on Curriculum

Feedback on curriculum

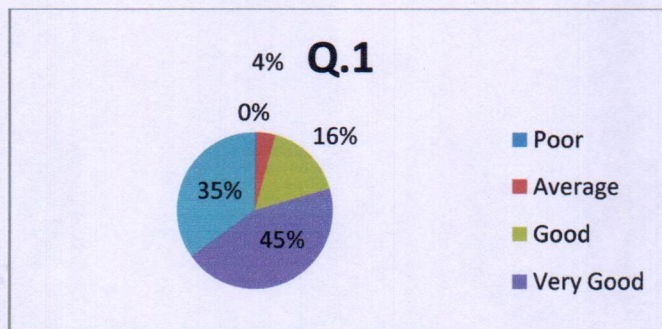
283

Q.1 How do you rate your curriculum in relation to the understanding

1	1
2	11
3	46
4	126
5	99

283

$$\text{Avg} \frac{271}{283} = 95.75 = 96$$



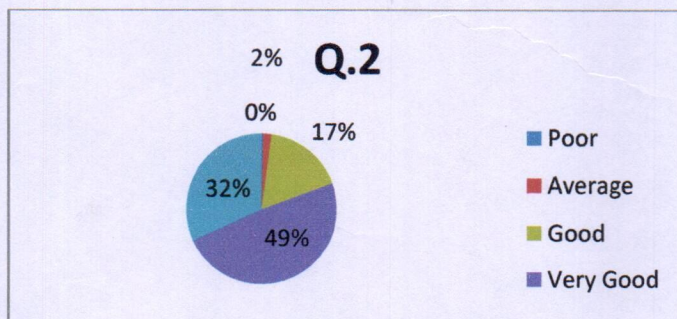
x
61%

excellent

Q.2 How do you rate the sequence of the courses that you have studied are in sequence to what you have studied in the previous semester?

1	1
2	5
3	49
4	138
5	90

$$\frac{277}{283} = 97.87 = 98$$



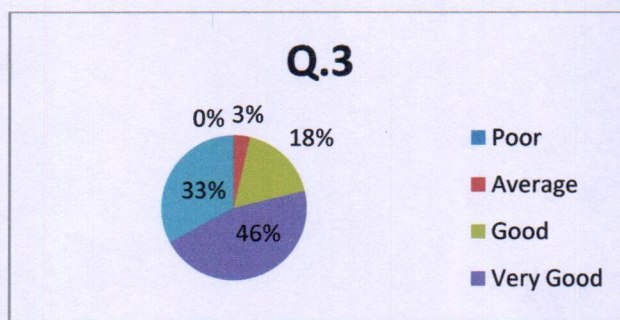
x
66%

excellent

Q.3 How do you rate the syllabus of the courses that you have studied in relation to the competencies/outcomes expected out of the course?

1	0
2	10
3	50
4	130
5	93

$$\frac{273}{283} = 96.46 = 97$$

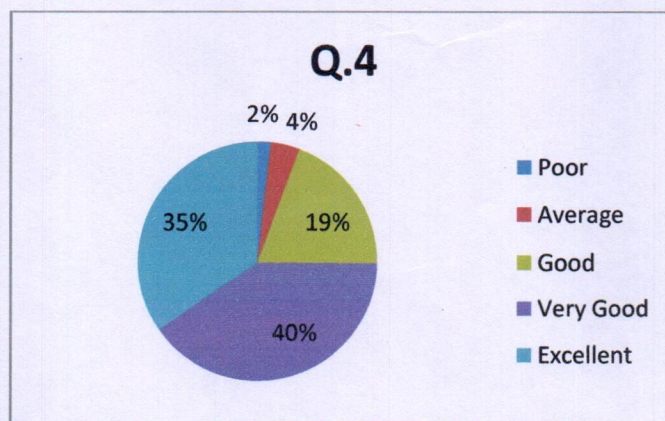


excellent 9

Q.4 Rate the size of syllabus in terms of the load on the student

1	5
2	11
3	55
4	114
5	98

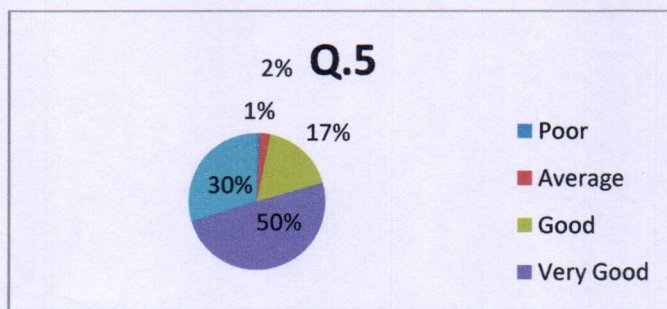
$$\frac{268}{283} = 94.69 = 95$$



Q.5 Rate the courses in terms of extra learning or self learning considering the design of the courses

1	2
2	7
3	49
4	141
5	84

$$\frac{274}{283} = 96.81 = 97$$

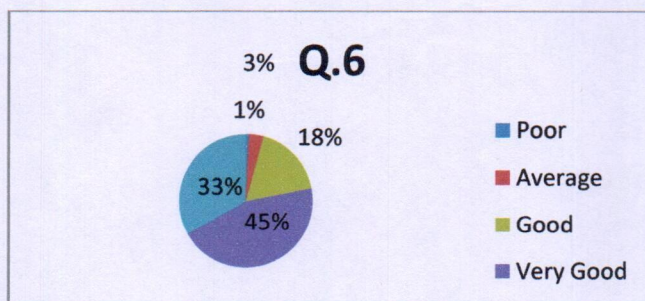


excellently

Q.6 Rate the courses in terms of sequence of offering considering whether the preceding courses have been covered.

1	2
2	10
3	50
4	127
5	94

$$\frac{271}{283} = 95.75 = 96$$

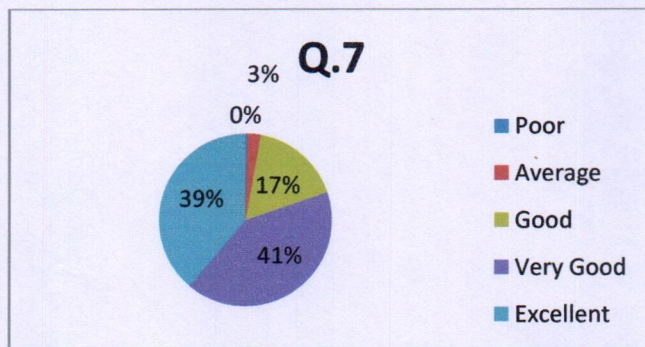


excellently

Q.7 How do you rate the objectives stated for each of the course?

1	1
2	7
3	48
4	117
5	110

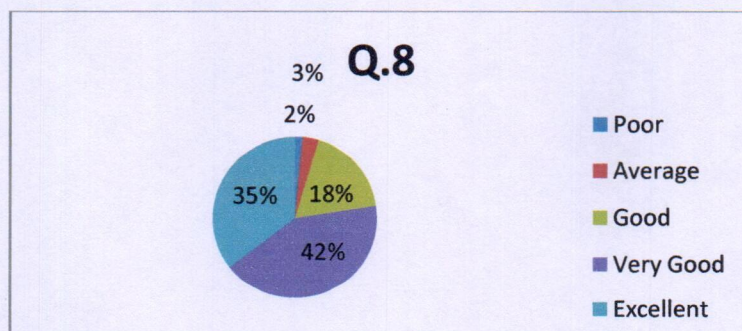
$$\frac{275}{283} = 97.17 = 97$$



Q.8 How do you rate competencies expected out of the course?

1	4
2	9
3	51
4	119
5	100

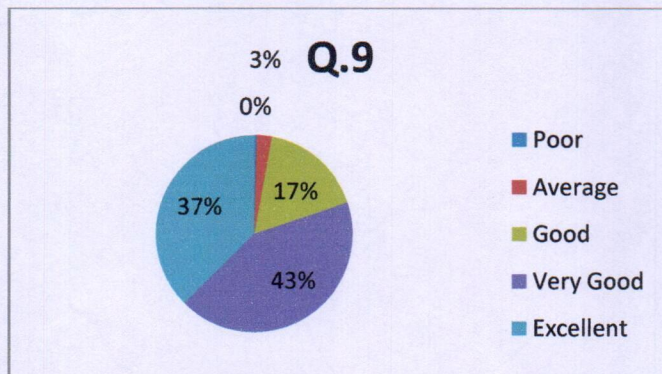
$$\frac{270}{283} = 95.40 = 95$$



Q.9 How do you rate the percentage of courses having LAB components?

1	1
2	7
3	48
4	121
5	106

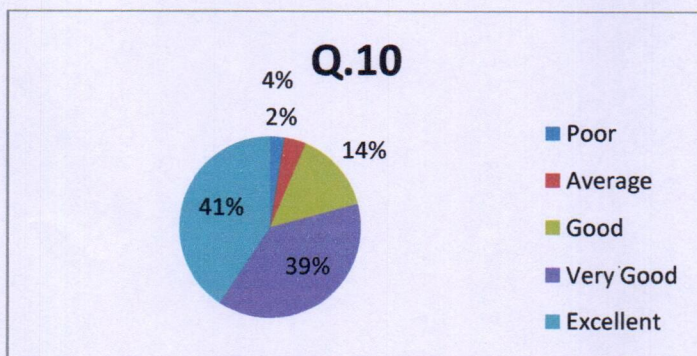
$$275 = 97.13 = 97$$



Q.10 How do you rate the experiments in relation to the real life Applications?

1	7
2	11
3	41
4	109
5	115

$$265 = 93.63 = 94$$



Feedback Analysis of Student for College

	Que No.1	Que No.2	Que No.3	Que No.4	Que No.5	Que No.6	Que No.7
1	13	12	6	2	15	2	5
2	14	12	31	11	22	17	13
3	53	55	63	57	74	77	58
4	208	209	188	218	177	192	212
Total	288	288	288	288	288	288	288

	Que No.8	Que No.9	Que No.10	Que No.11	Que No.12	Que No.13	Que No.14
1	37	7	6	10	2	3	5
2	32	16	27	27	20	11	23
3	68	90	72	74	64	49	59
4	151	175	183	177	202	225	201
Total	288	288	288	288	288	288	288

	Que No.15	Que No.16	Que No.17	Que No.18	Que No.19	Que No.20	Que No.21
1	9	5	12	12	4	7	11
2	25	30	23	23	19	9	16
3	52	50	42	42	67	68	62
4	202	203	211	211	198	204	199
Total	288	288	288	288	288	288	288

Strongly Agree



Agree



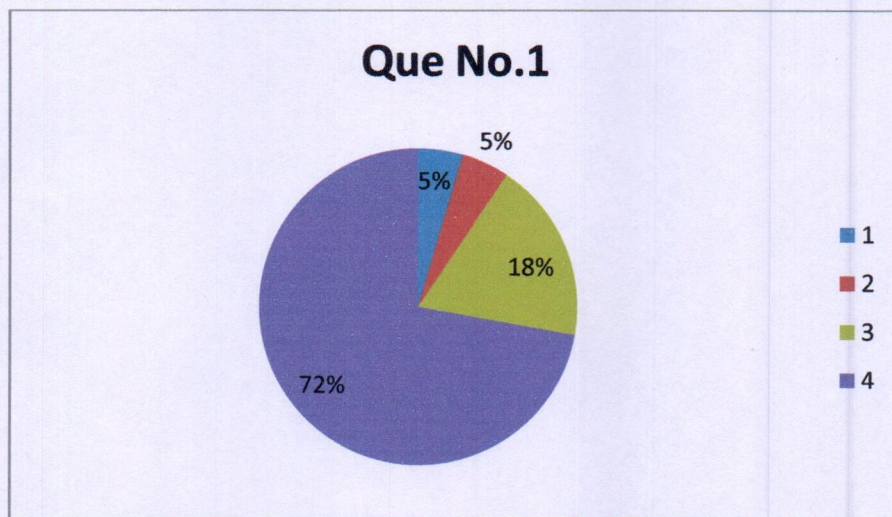
Not Sure



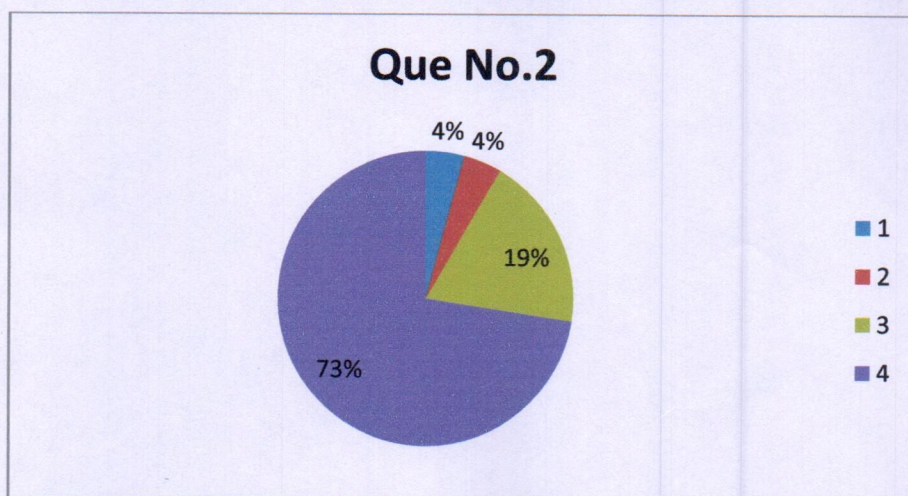
Disagree



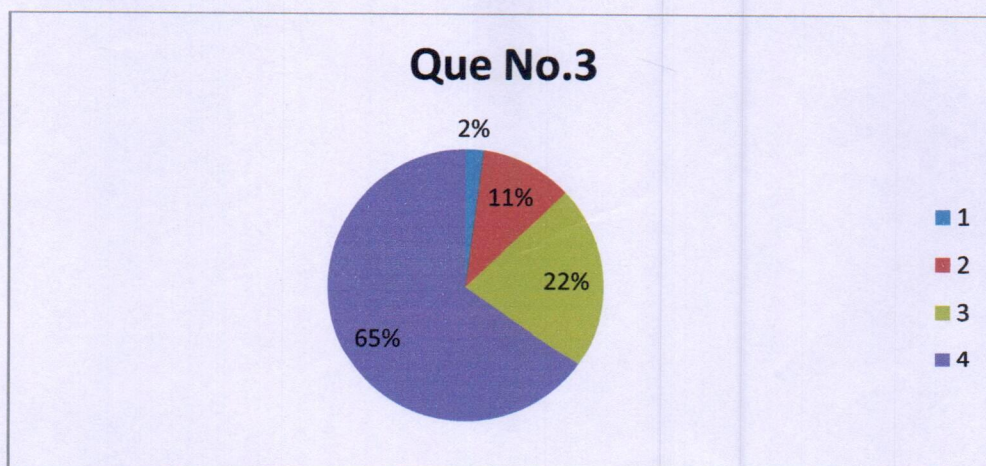
1. The office staff in the college is cooperative and helpful:



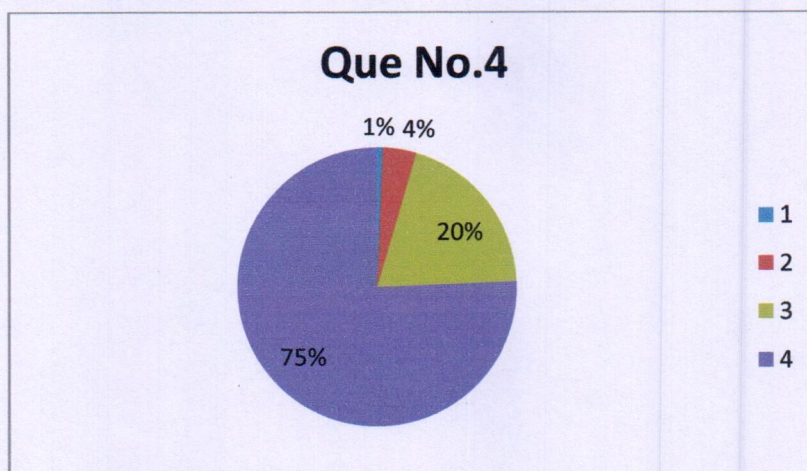
2. Information about scholarship and or free-ship is given well in time.



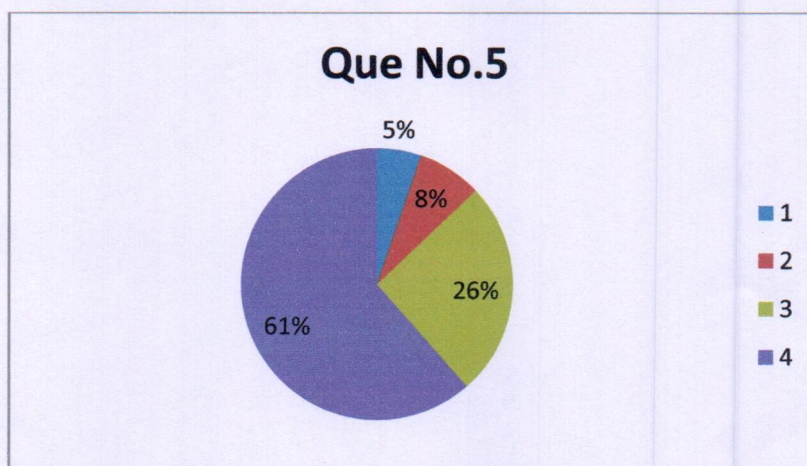
3. Online educational resources are available and accessible in the library and or department



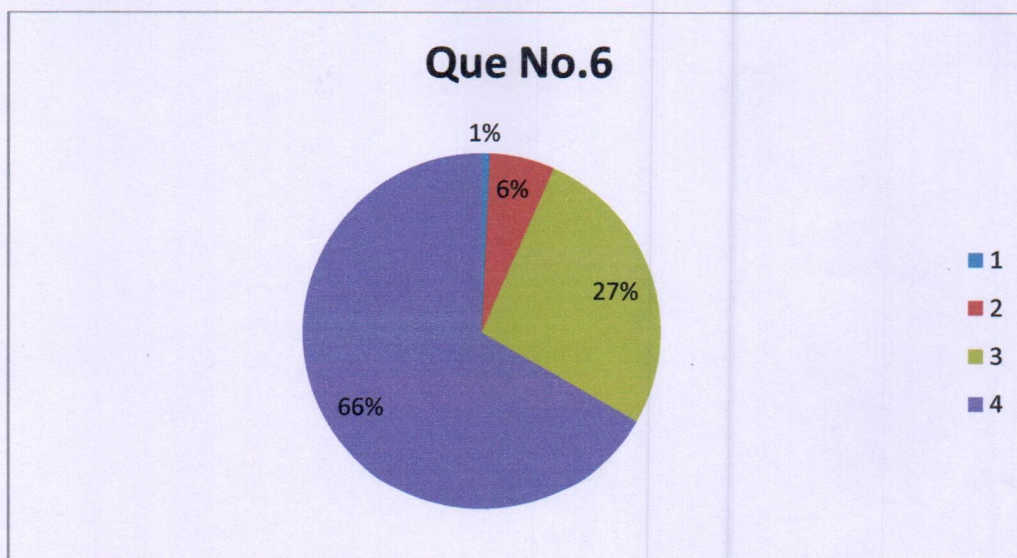
4. Internet facility is satisfactory



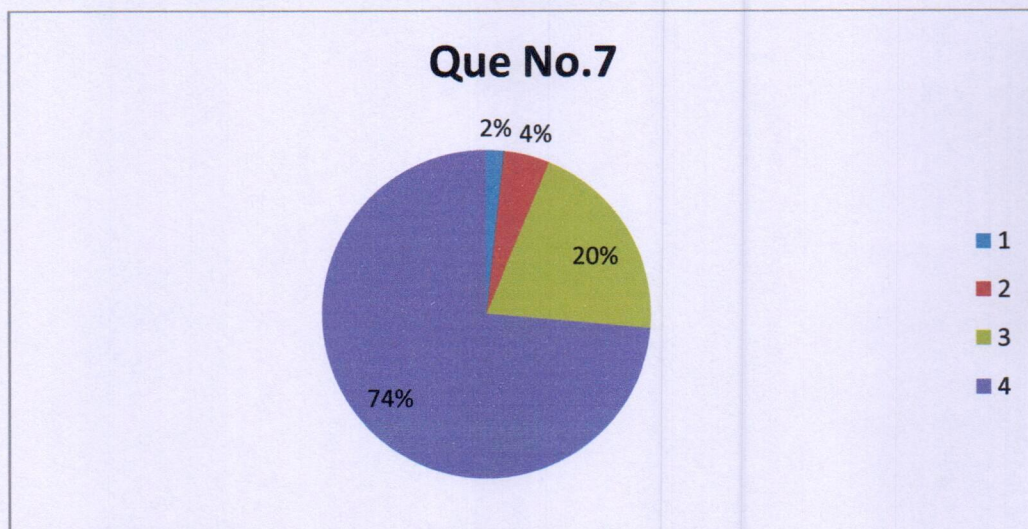
5. The prescribed books / reading materials are available in the library/ departmental library:



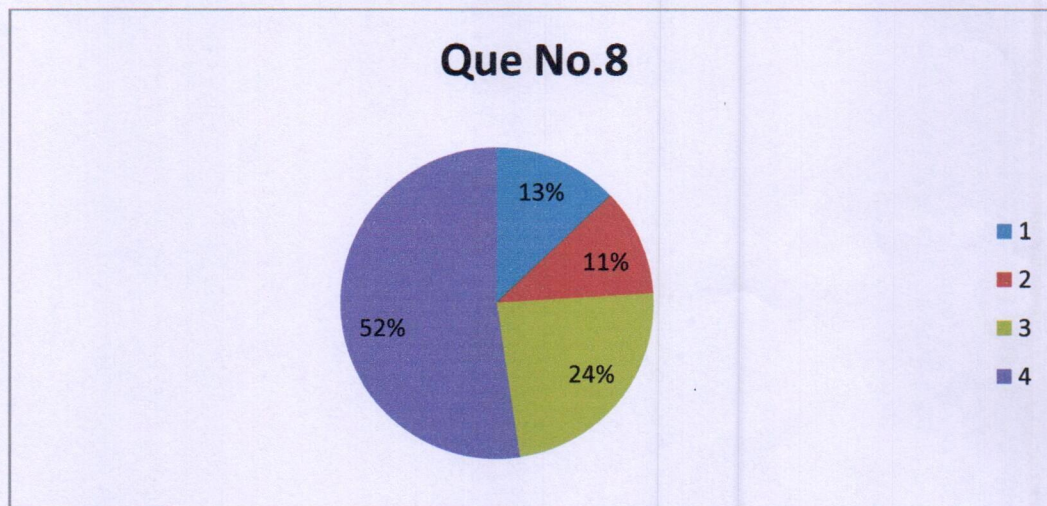
6. Sufficient number of equipment(s) is available in the laboratory.



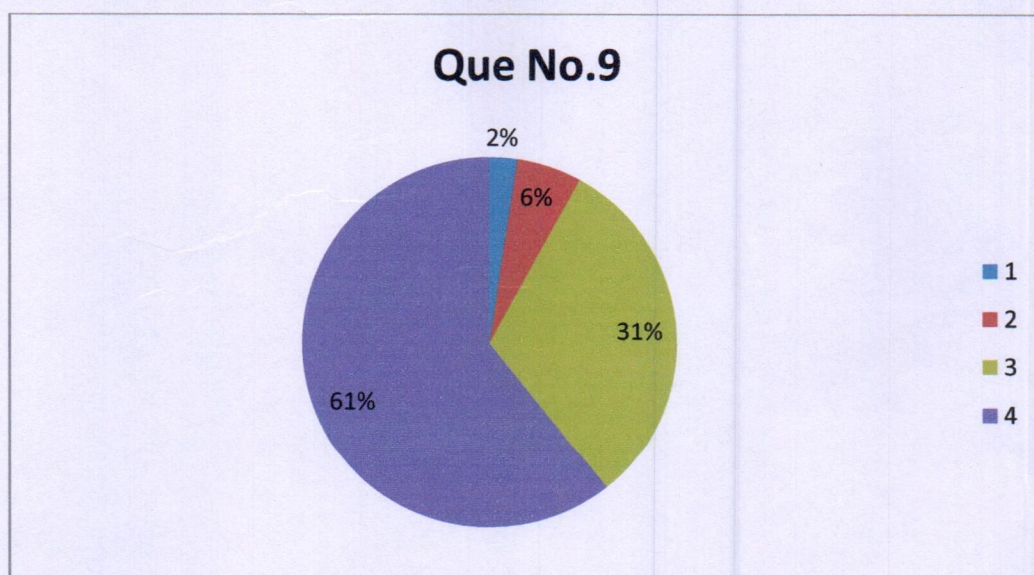
7. Separate common room for girls is available.



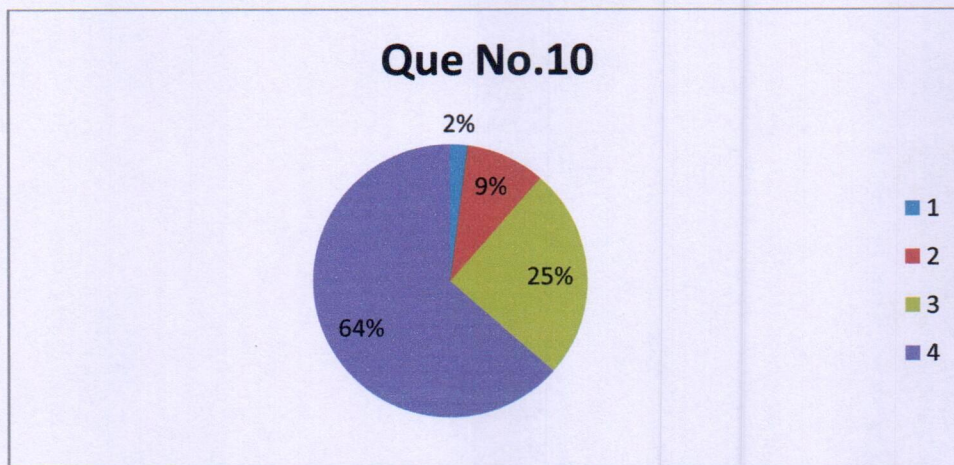
8. Toilets / washrooms are clean and properly maintained.



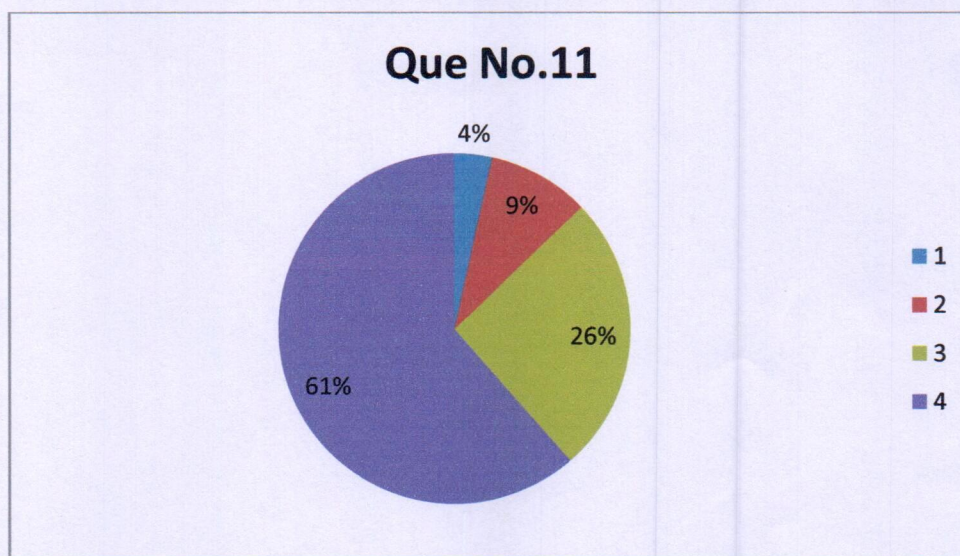
9. The classrooms are clean and well maintained.



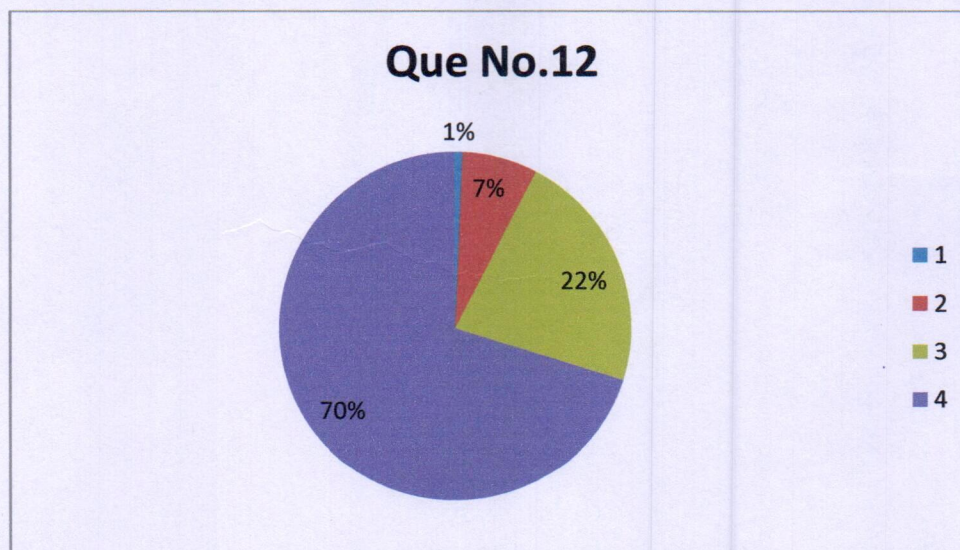
10. Clean drinking water is available in the college campus.



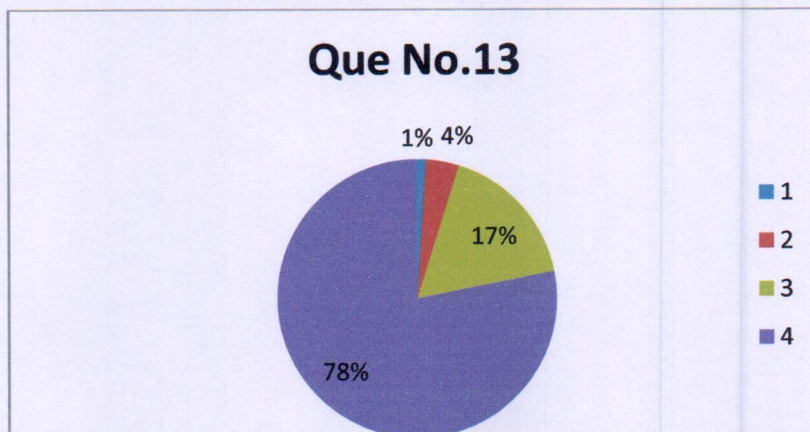
11. Our grievances are redressed / problems are solved well in time.



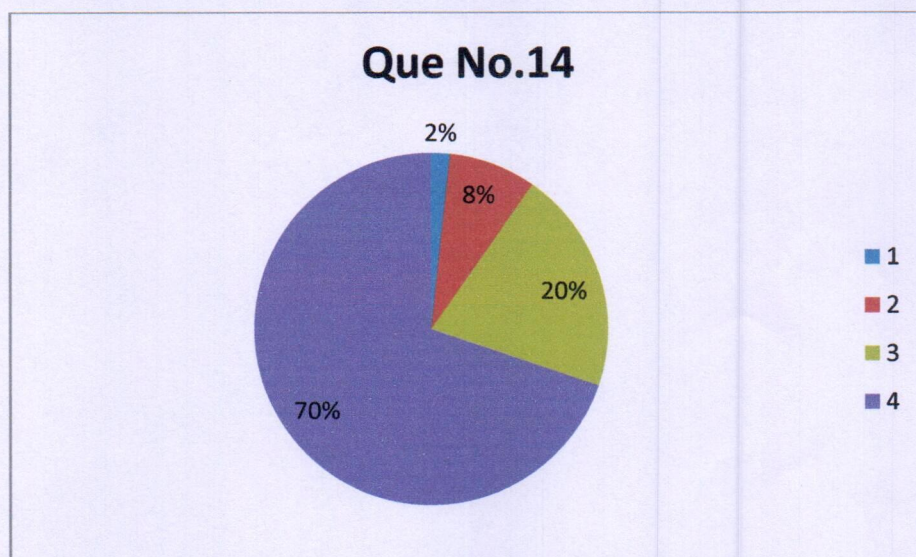
12. The functioning of the placement cell in the college is satisfactory.



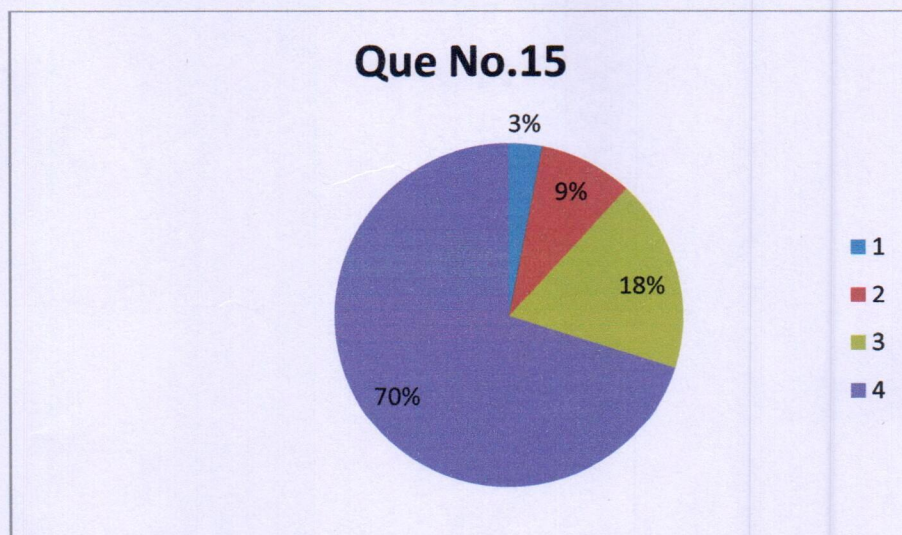
13. Institutional committee evaluates college in respect of office administration and teaching plans.



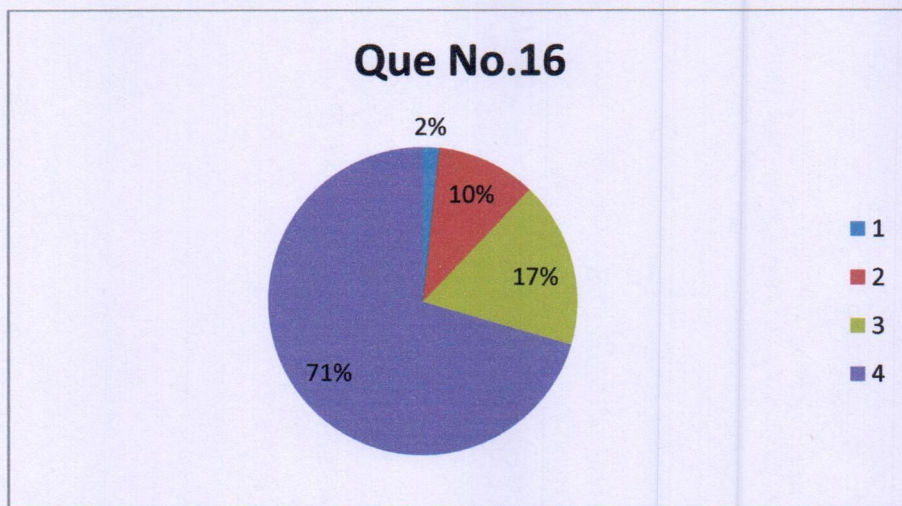
14. College or departments organize cultural programs for students.



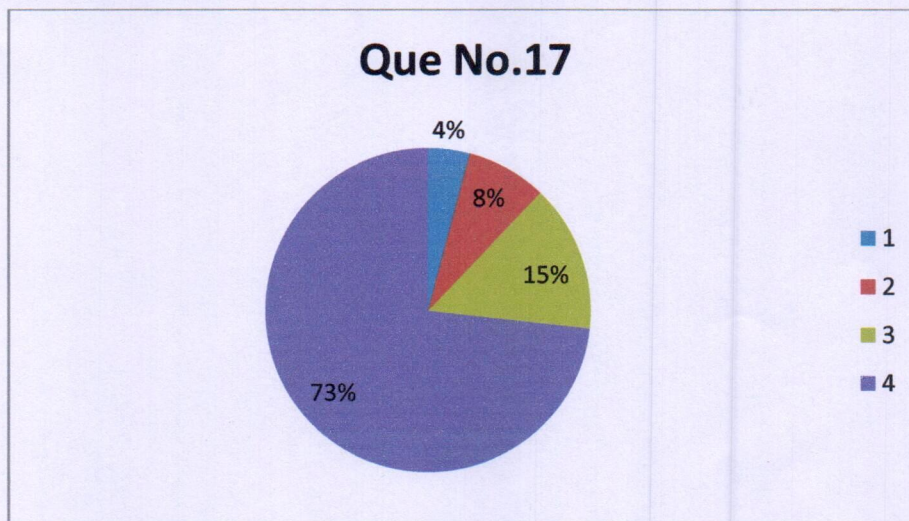
15. Teachers encourage you to participate in sports.



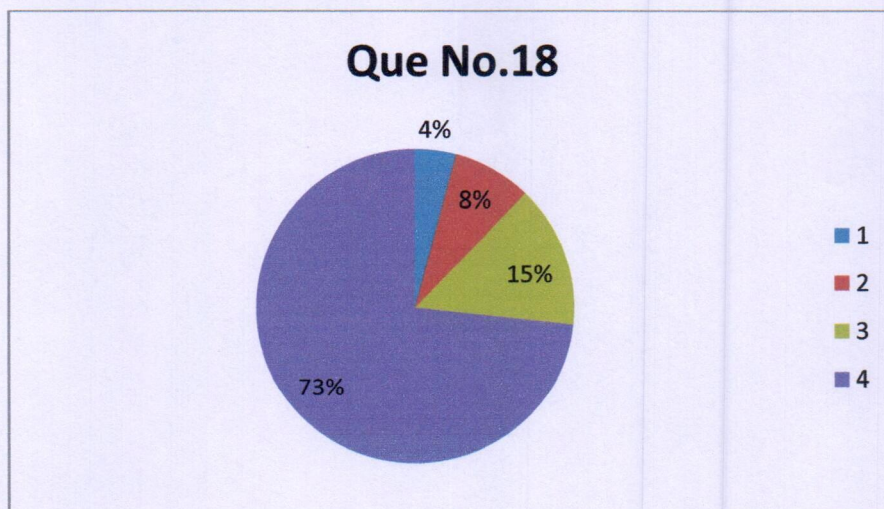
16. Gymkhana is available for girls and boys on adequate time.



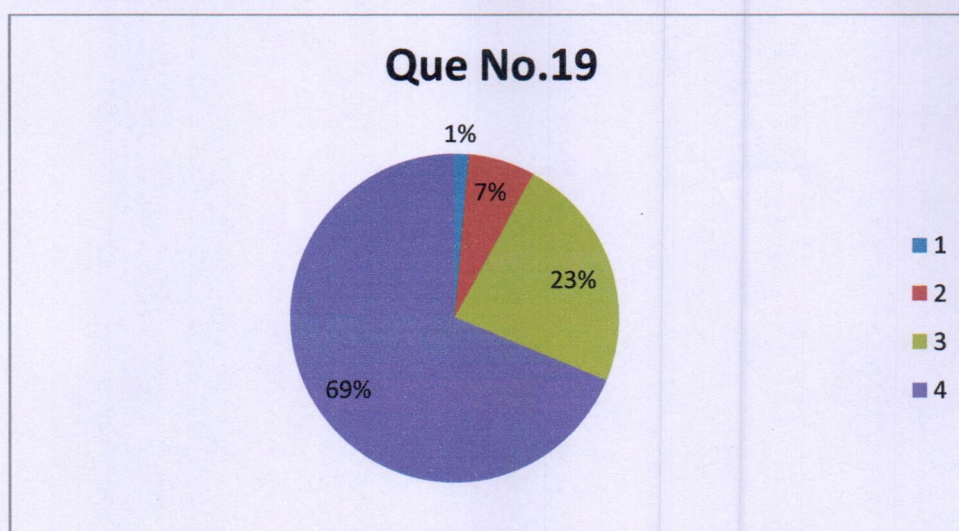
17. Gymkhana department is well equipped.



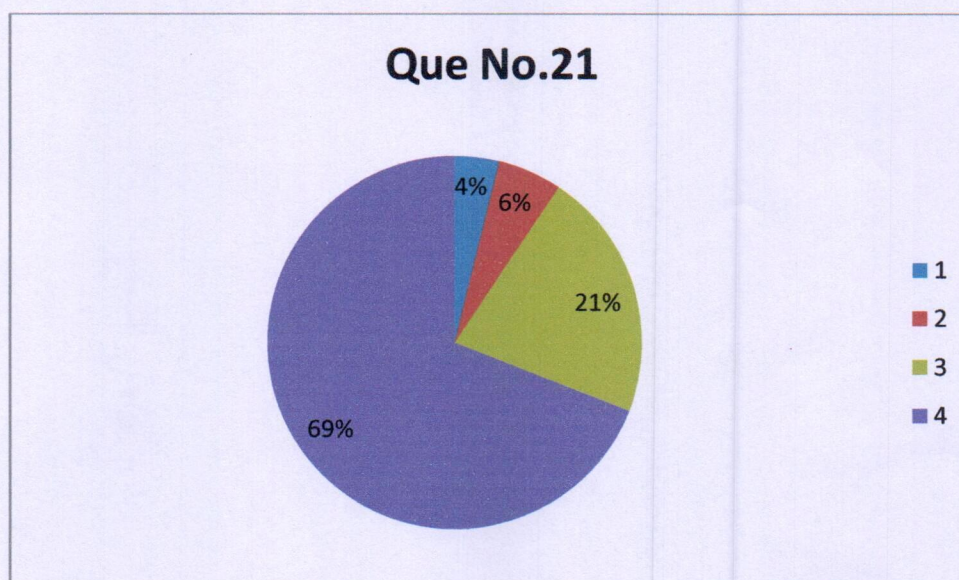
18. Gymkhana department organizes sports training and promote participation in competitions.



19. The prescribed books are available in the library in sufficient numbers.



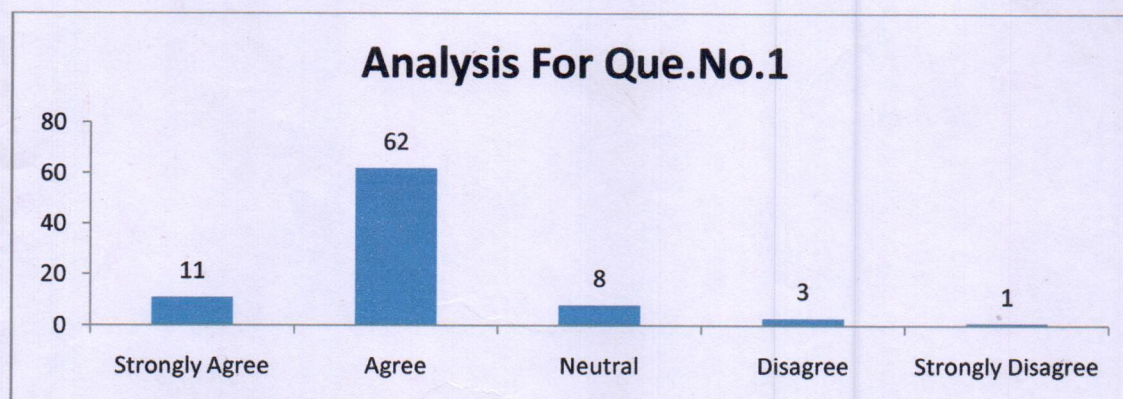
21. Reference books are made available on request in library or department.



Analysis of Teacher Feedback on Curriculum 2018-19

	Strongly Agree	Agree	Neutral	Disagree	Strongly Disagree	Total
Que.1	11	62	8	3	1	85
Que.2	16	54	12	3	0	85
Que.3	13	59	9	4	0	85
Que.4	13	52	11	7	2	85
Que.5	8	52	19	5	1	85
Que.6	30	34	19	1	1	85
Que.7	9	42	20	13	1	85

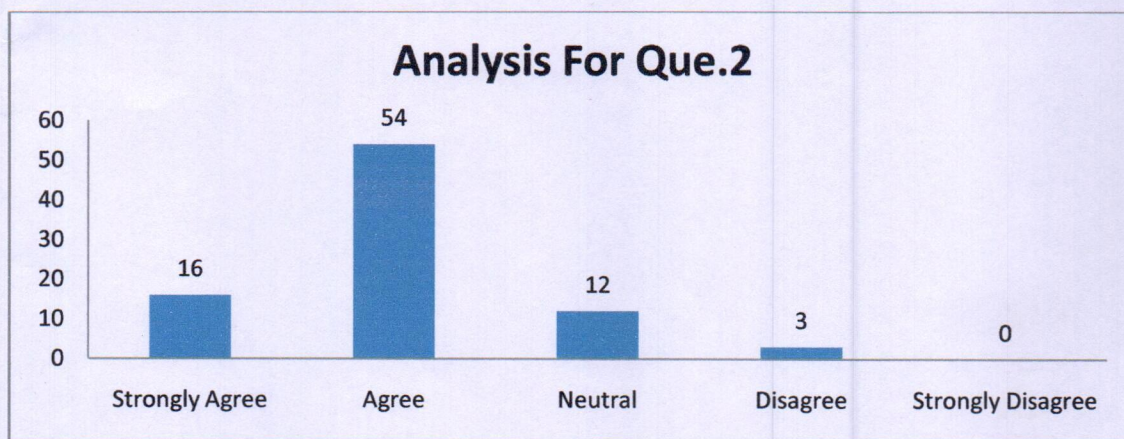
Que 1) Current syllabus is need base:



From the above graph it is clear that ,there are 72.94% Teachers are Agree to say that current Syllabus is need base.

85-88

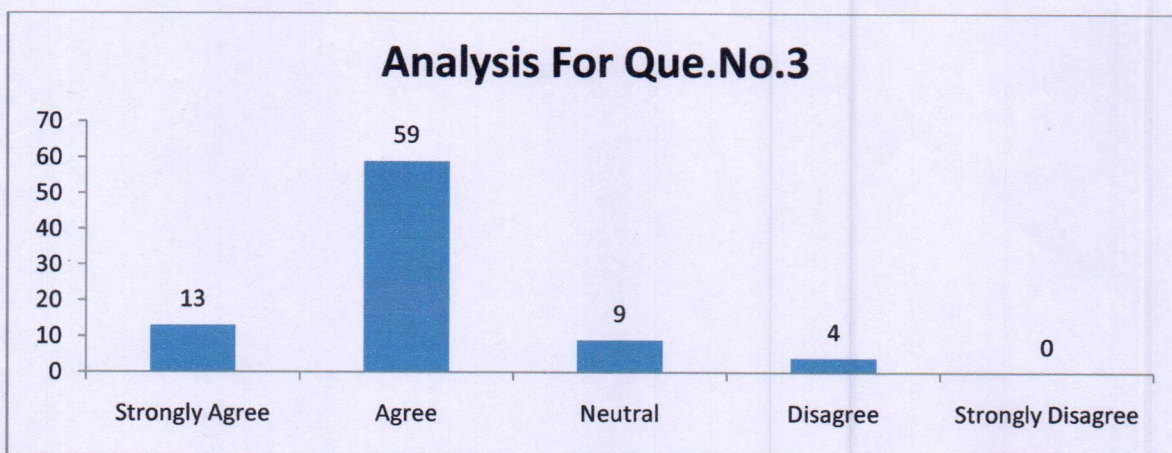
Que2) curriculum having current content:



From the above graph it is clear that ,there are 63.52% Teachers are Agree to say that Curriculum having current content.

82-35

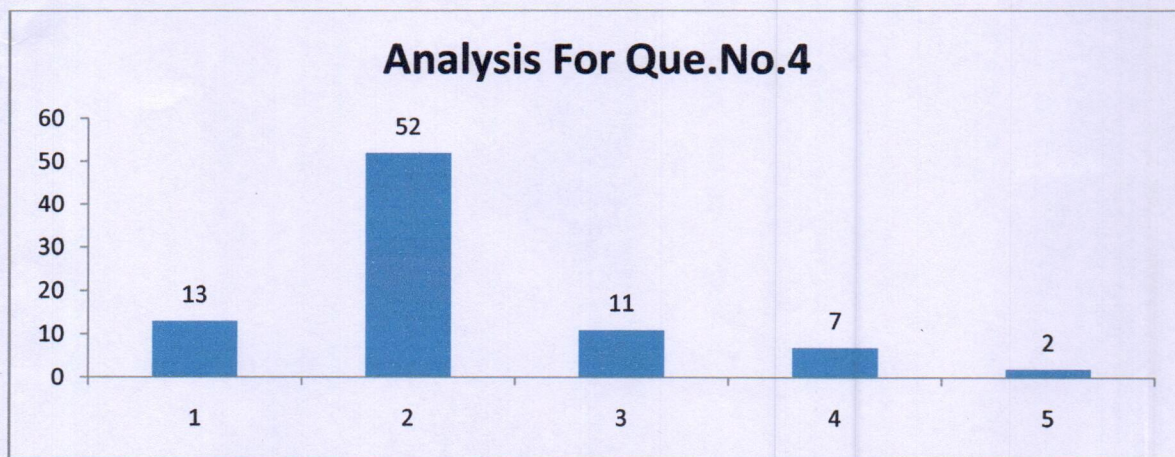
Que3) Programmes outcomes of the syllabi is well defined:



From the above graph it is clear that ,there are 69.41% Teachers are Agree to say that Programmmes outcomes of the syllabi is well defined.

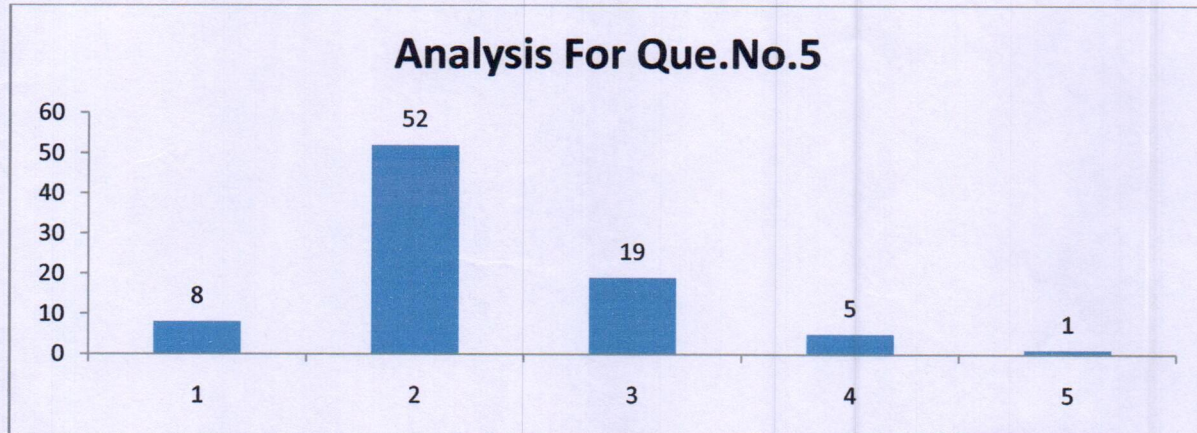
84-70

Que.4) Curriculum having good academic flexibility:



From the above graph it is clear that ,there are 61.17% Teachers are Agree to say that Curriculum having good academic flexibility. 76.47

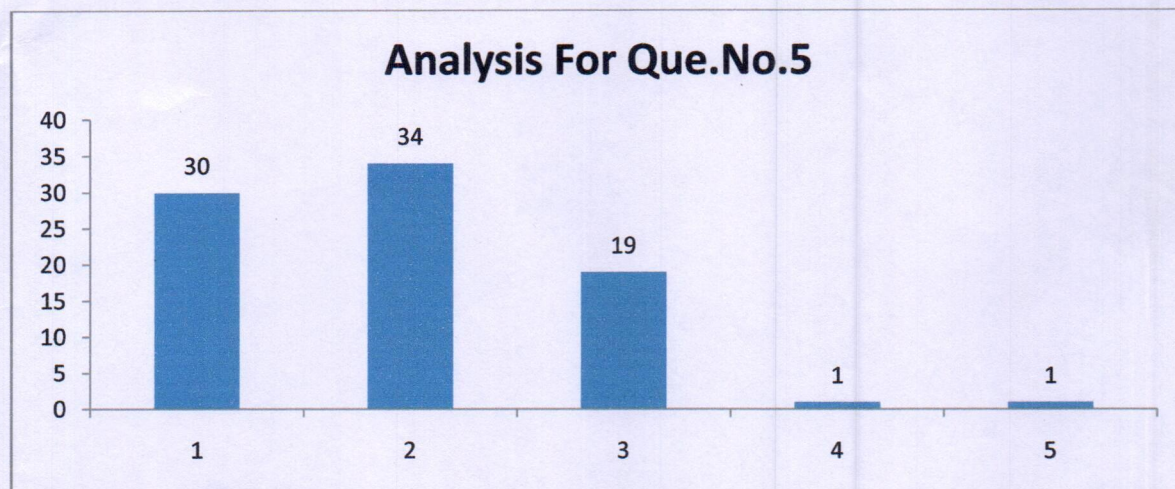
Que.5) The course content fulfils the need of student:



From the above graph it is clear that ,there are 61.17% Teachers are Agree to say that The course content fulfils the need of student.

70.58

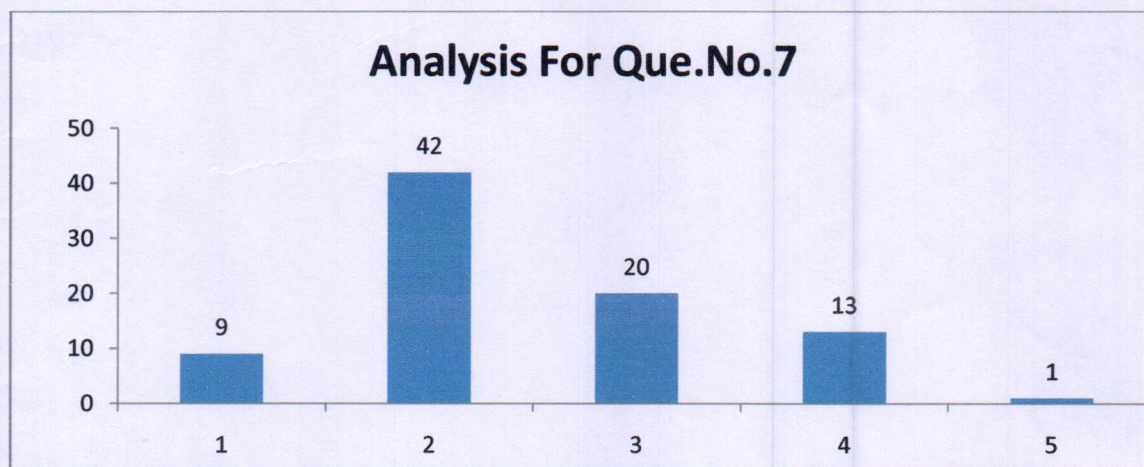
Que.6) Need of the review of the syllabus:



From the above graph it is clear that ,there are 40.00% Teachers are Agree to say that Need of the review of the syllabus.

75.29

Que.7) Curriculum enhanced employability:



From the above graph it is clear that ,there are 49.41% Teachers are Agree to say that Curriculum enhanced employability.

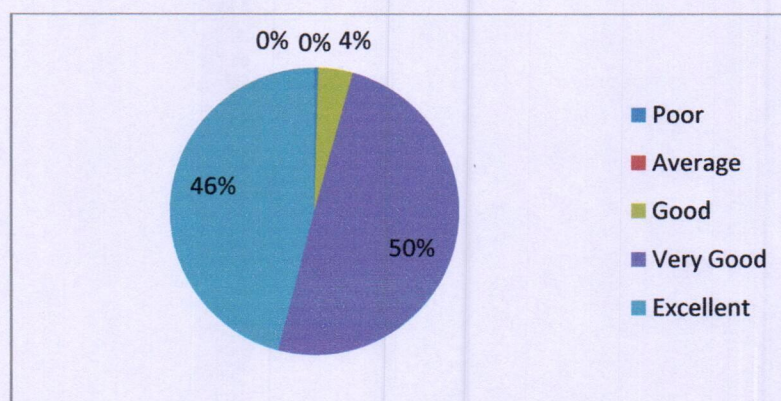
60.00

Alumni Feedback Analysis

Q 1. How do you rate the courses that you have learnt in the college in relation to your current job / occupation?

1	1
2	0
3	10
4	129
5	119

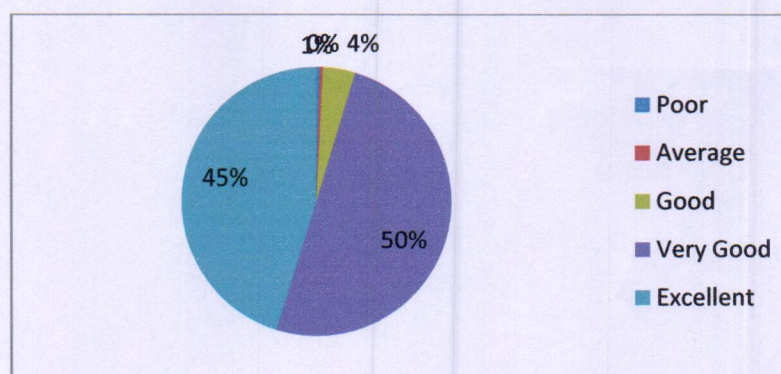
$$\frac{258}{259} = 99.61$$



Q2. Infrastructure and Laboratory facilities

1	1
2	1
3	10
4	130
5	117

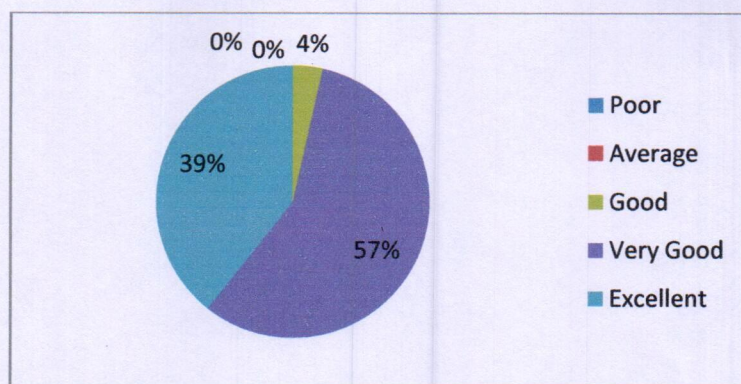
$$257 = 99.22$$



Q3. Faculty

1	0
2	0
3	9
4	148
5	102

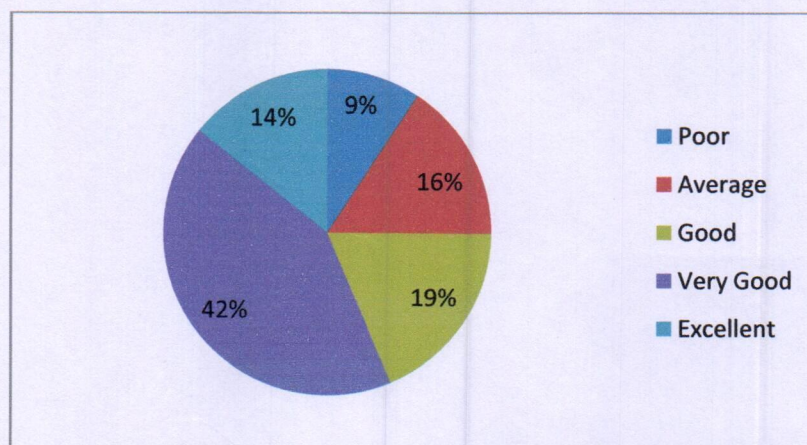
100%



Q4. Canteen Facilities

1	24
2	41
3	48
4	109
5	37

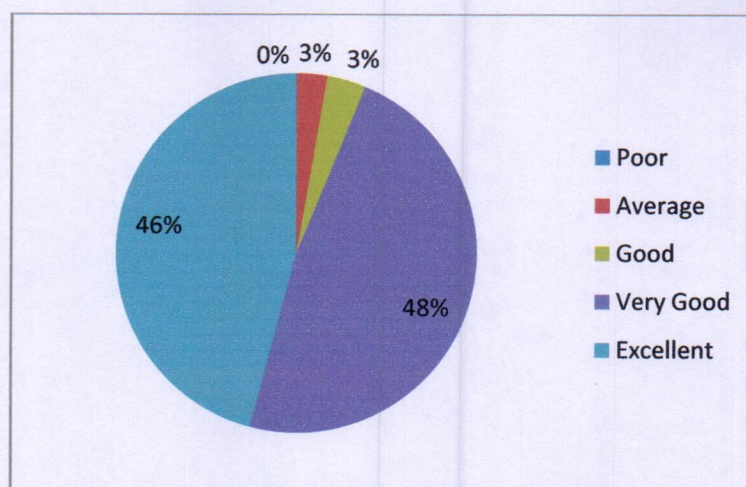
194 = 74.90



Q5. Library

1	0
2	7
3	9
4	124
5	119

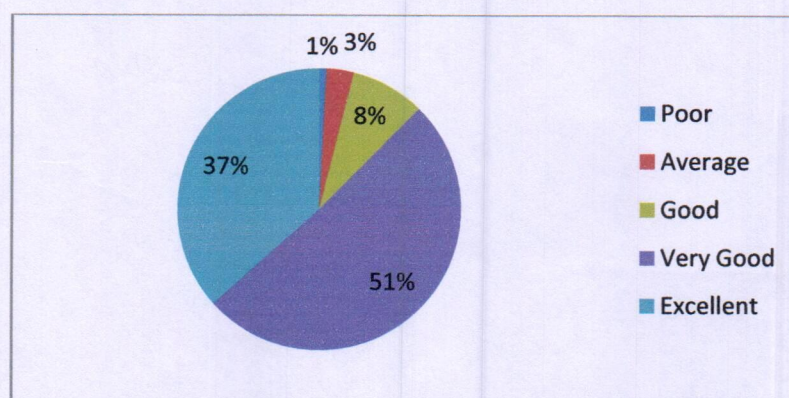
$252 = 97.2\%$



Q6. Office Staff

1	2
2	8
3	22
4	132
5	95

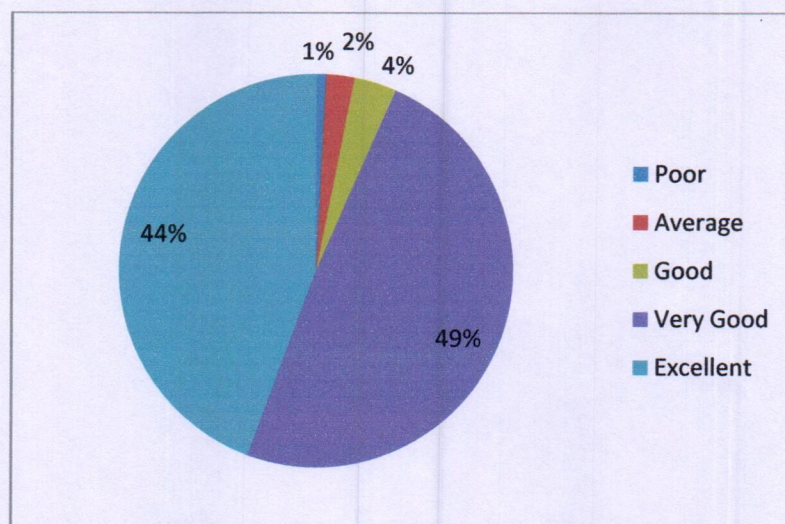
$249 = 96.1\%$



Q7. Educational Resources like books, internet facility etc

1	2
2	6
3	9
4	127
5	115

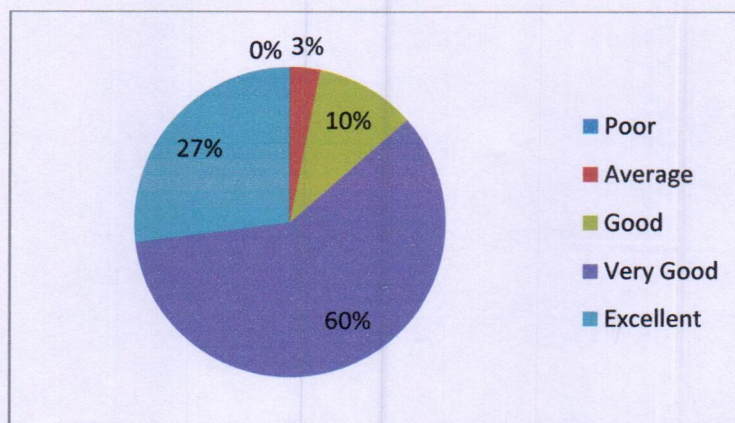
$251 = 96.91$



Q8. Non discrimination and transparency in admission Procedure

1	0
2	8
3	27
4	154
5	70

$251 = 95.91$



Q9. Overall Rating of the College

1	0
2	4
3	12
4	139
5	104

255 = 98.45

